

**Model: LXLC-50E1-200E1**

## Woltman Water Meter

### Feature:

- Woltman type, Dry-dial
- Material body: Gray cast iron / Ductile cast iron
- Size: DN50 to DN200mm, (2" – 8")
- Available for cold water (50°C), hot water (90°C)
- Accuracy: Class B standard



### Main Technical Data:

According to ISO4064 (GB/T778.1-1996) Standard

Size		Class	Qs	Qp	Qt	Qmin	Min reading	Max reading
DN(mm)	Inch		Overload flow	Nominal flow	Transitional flow	Min flow		
		m <sup>3</sup> /h					m <sup>3</sup>	
50	2"	B	30	15	3	0.45	0.01	999999
65	2.5"	B	50	25	5	0.75	0.01	999999
80	3"	B	80	40	8	1.2	0.01	999999
100	4"	B	120	60	12	1.8	0.01	999999
125	5"	B	200	100	20	3	0.01	999999
150	6"	B	300	150	30	4.5	0.01	999999
200	8"	B	500	250	50	7.5	0.01	999999

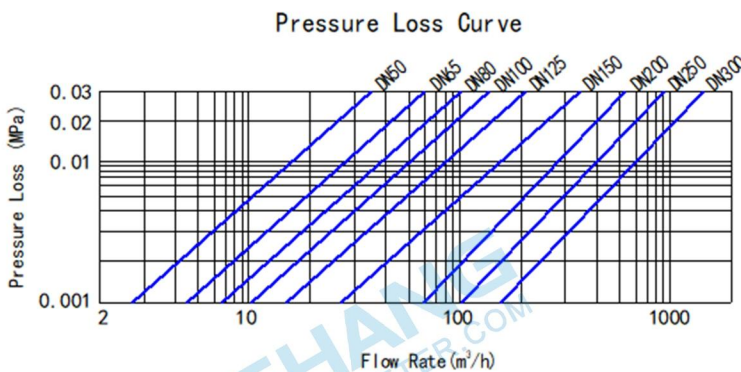
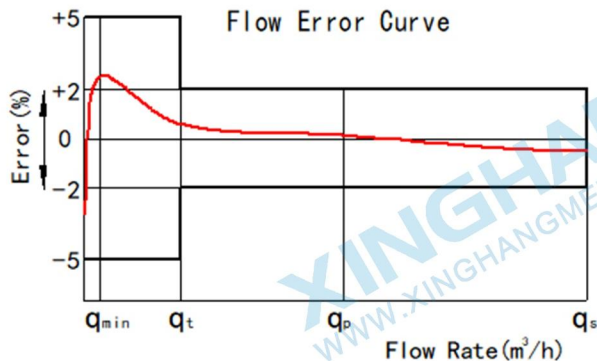
### INDICATING ERROR

At low zone is  $\pm 5\%$  from minimum flow rate (qmin) to transitional flow rate (qt) exclusive boundary  
 At high zone is  $\pm 2\%$  from transitional flow rate (qt) to overload flow rate (qs)

### WORKING CONDITION:

Water temperature:  $\leq 50^{\circ}\text{C}$  for cold water meter  
 Water temperature:  $\leq 90^{\circ}\text{C}$  for hot water meter  
 Working pressure:  $\leq 1.6\text{Mpa}$

# Model: LXLC-50E1-200E1

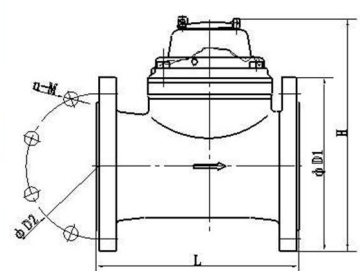


Code	Description	Material	QTY
1	Screw For Sealing	Stainless Steel	2
2	Cover With Lid	Assembly	1
3	Sealed Register	Assembly	1
4	Position Pin	Stainless Steel	1
5	Lead Seal Bolt	Stainless Steel	2
6	Adjusting Nut	Brass	1
7	Gasket	Brass	1
8	Flange Cover	GGG40 ductile Iron	1
9	O-ring	Silicon Rubber	1
10	Bush	Brass	1
11	Gasket	Synthetic Rubber	1
12	Adjusting Lever	Brass	1
13	Connecting Lever	MPPPO	1
14	Adjusting Plate	MPPPO	1
15	Support	MPPPO	1
16	Bolt	Brass	1
17	Turbine Component	Assembly	1
18	Rectifier	MPPPO	1
19	Screw	Brass	1
20	O-ring	Synthetic Rubber	1
21	Body	GGG40 ductile Iron	1
22	Screw M4×20	Stainless Steel	2
23	Gasket	Stainless Steel	3
24	Retainer	ABS	1
25	Fixing pin	Brass	1
26	Screw	Brass	4
27	Support	ABS	1
28	Bolt M12×35	Stainless Steel	2
29	Gasket	Stainless Steel	4
30	Upper Bearing Plate	Brass	1
31	Upper Bearing	Nylon With Graphite	1
32	Magnet Component	Component	1
33	Transmission Shaft	Stainless Steel	1
34	Sheath	MPPPO	2
35	Bevel Gear	Nylon	1
36	Lower Bearing	Nylon With Graphite	1
37	Gasket	Brass	4
38	Screw	Brass	3
39	Nut	Brass	1
40	Gasket	Brass	1
41	Turbine Shaft Hold	Brass	1
42	Turbine Shaft	Tungsten Steel	1



## Dimensions and Weight:

Meter size	L	B	H	Connecting Thread			Weight
Dia DN	Length	Width	Height	D	Bolt Circle Dia D1	Conncting Bolt	KG
(mm)	mm			D	Bolt Circle Dia D1	Conncting Bolt	KG
50	200	175	250	165	125	4×M16	12
65	200	185	255	185	145	4×M16	13
80	225	200	265	200	160	8×M16	15
100	250	220	275	220	180	8×M16	19
125	250	245	285	245	210	8×M16	22
150	300	285	375	285	240	8×M20	47
200	350	345	400	340	295	8×M20	48



**NOTE:** The flange dimension conforms to ISO7005-2:1988 standard.  
Order for products of special requirements is also accepted.



**XINGHANG**

Ningbo Xinghang Meter Technology Co.,Ltd  
<https://www.xinghangmeter.com>  
[sales@xinghangmeter.com](mailto:sales@xinghangmeter.com)  
 +86-574-27805927