

**Model: LXHY-15A1-20A1**

**Volumetric Water Meter**

**Feature:**

- Pulse output 1 L/pulse or 10 L/pulse for option
- Volumetric piston type
- Material body: Brass
- Size: DN15 to DN20mm, (1/2" – 3/4")
- Available for cold water (50°C)
- Accuracy: Class C / R160 / R200



**Main Technical Data:**

According to ISO4064 (GB/T778.1-1996) Standard

Size		Class	Qs	Qp	Qt	Qmin	Min reading	Max reading
DN(mm)	Inch		Overload flow	Nominal flow	Transitional flow	Min flow		
			m³/h		L/h		m³	
15	1/2"	C	3	1.5	22.5	15	0.0001	9999
20	3/4"	C	5	2.5	37.5	25	0.0001	9999

According to ISO4064 (GB/T778.1-2007) Standard

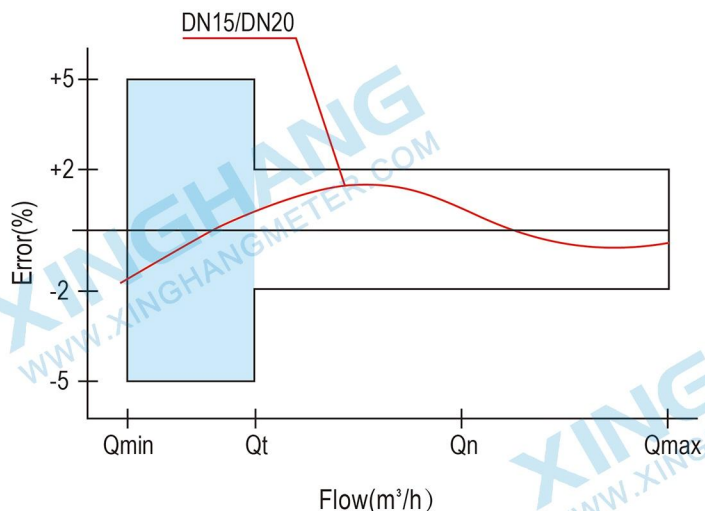
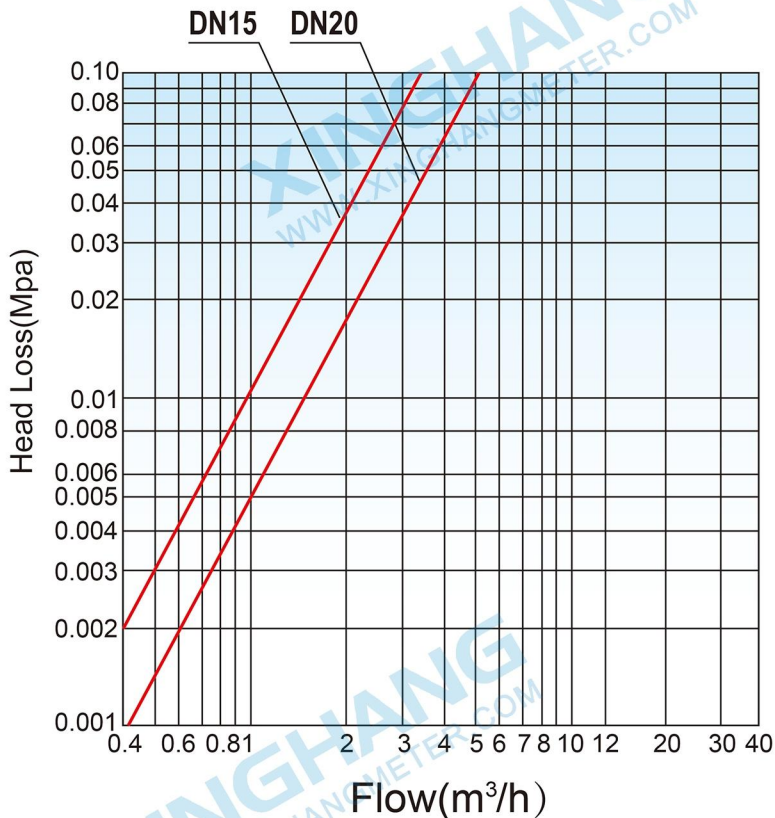
DN SIZE	Mm Inch	15 1/2"	20 3/4"
Q4(m³/h)		3.125	5
Q3(m³/h)		2.5	4
R160	Q2(L/h)	25	40
	Q1(L/h)	15.625	25
R200	Q2(L/h)	20	32
	Q1(L/h)	12.5	20
Min reading(m³)		0.0001	0.0001
Max reading(m³)		9999	9999
Max pressure(MAP)		16	16
Max loss(Δ P)		63	63
Max temperature		T50	T50

# Model: LXHY-15A1-20A1

## INDICATING ERROR

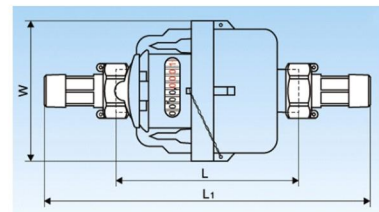
At low zone is  $\pm 5\%$  from minimum flow rate ( $q_{min}$ ) to transitional flow rate ( $q_t$ ) exclusive boundary  
 At high zone is  $\pm 2\%$  from transitional flow rate ( $q_t$ ) to overload flow rate ( $q_s$ )

## Head Loss and Error Curve:



## Dimensions and Weight:

Meter size Dia DN (mm)	L Length	L1 Width	W Height	Connecting Thread D	Weight Kg
15	115	191	86	G 3/4B	1.00
20	130	228	86	G 1B	1.20



## WORKING CONDITION:

Water temperature:  $\leq 50^{\circ}\text{C}$  for cold water meter

Working pressure:  $\leq 1.6\text{Mpa}$



**XINGHANG**

Ningbo Xinghang Meter Technology Co.,Ltd  
<https://www.xinghangmeter.com>  
[sales@xinghangmeter.com](mailto:sales@xinghangmeter.com)  
 +86-574-27805927