


Model: LXSGY-15E1-50E1

Multi Jet Water Meter

Feature:

- Pre-equipped for Pulse emitter
- Multi jet, Dry-dial
- Material body: Brass
- Size: DN15 to DN50mm, (1/2" – 2")
- Available for cold water (50°C), hot water (90°C)
- Accuracy: Class B / Class C / R160



Main Technical Data:

According to ISO4064 (GB/T778.1-1996) Standard

Size		Class	Qs	Qp	Qt	Qmin	Min reading	Max reading
DN(mm)	Inch		Overload flow	Nominal flow	Transitional flow	Min flow		
		m ³ /h		L/h		m ³		
15	1/2"	A	3	1.5	150	60	0.0001	99999
		B			120	30		
		C			22.5	15		
20	3/4"	A	5	2.5	250	100	0.0001	99999
		B			200	50		
		C			37.5	25		
25	1"	A	7	3.5	350	140	0.0001	99999
		B			280	70		
32	1 1/4"	A	12	6	600	240	0.0001	99999
		B			480	120		
40	1 1/2"	A	20	10	1000	400	0.001	99999
		B			800	200		
50	2"	A	30	15	1500	600	0.001	99999
		B			1200	300		

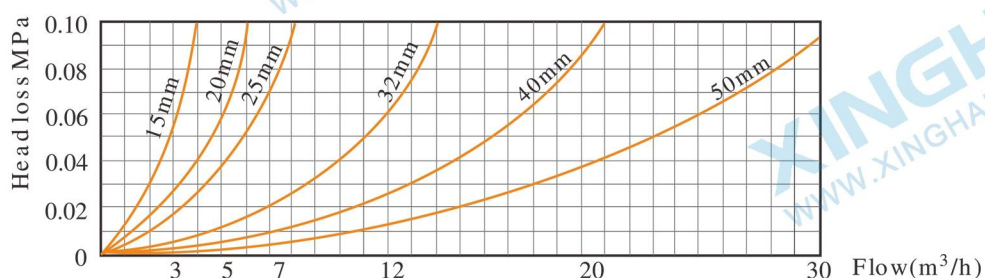
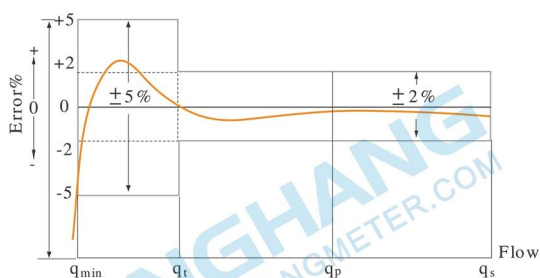
INDICATING ERROR

At low zone is ±5% from minimum flow rate (qmin) to transitional flow rate (qt) exclusive boundary
 At high zone is ±2% from transitional flow rate (qt) to overload flow rate (qs)

Model: LXSGY-15E1-50E1

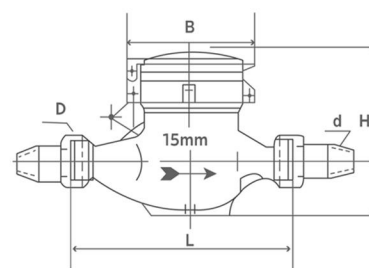
According to ISO4064 (GB/T778.1-2007) Standard

DN SIZE	Mm Inch	15 1/2"	20 3/4"	25 1"	32 1 1/4"	40 1 1/2"	50 2"
Q4(m ³ /h)		3.125	5	7.875	12.5	20	31.25
Q3(m ³ /h)		2.5	4	6.3	10	16	25
R80	Q2(L/h)	50	80	126	200	320	500
	Q1(L/h)	31.25	50	78.75	125	200	312.5
R100	Q2(L/h)	40	64	100.8	160	256	400
	Q1(L/h)	25	40	63	100	160	250
R125	Q2(L/h)	32	51.2	80.64	128	204.8	320
	Q1(L/h)	20	32	50.4	80	128	200
R160	Q2(L/h)	25	40	63	100	160	250
	Q1(L/h)	15.625	25	39.375	62.5	100	156.25
Min reading(m ³)		0.0001	0.0001	0.0001	0.0001	0.001	0.001
Max reading(m ³)		99999	99999	99999	99999	99999	99999
Max pressure(MAP)		16	16	16	16	16	16
Max loss(ΔP)		63	63	63	63	63	63
Max temperature		T50	T50	T50	T50	T50	T50



Dimensions and Weight:

Meter size Dia DN (mm)	L Length	B Width	H Height	Connecting Thread D	Weight Kg
15	165	99	108	G 3/4B	1.4
20	190	99	108	G 1 B	1.7
25	225	104	114	G1 1/4B	2.4
32	230	104	117	G1 1/2B	2.7
40	245	128	158	G 2'B	4.5
50	280	128	183	G2 1/2 B	7.2



WORKING CONDITION:

Water temperature: $\leq 50^{\circ}\text{C}$ for cold water meter

Water temperature: $\leq 90^{\circ}\text{C}$ for hot water meter

Working pressure: $\leq 1.6\text{Mpa}$



XINGHANG

Ningbo Xinghang Meter Technology Co.,Ltd

<https://www.xinghangmeter.com>

sales@xinghangmeter.com

+86-574-27805927